

# RACE RESULT

www.raceresult.com



# DATA SHEET

Print Products



# Index

---

General	3
Materials	4
Bibs/MTB plates(all sizes)	5
Road Bike Plate	16
Flyers/Certificates (all sizes)	17
Stickers (all sizes)	18
Triathlon Sticker Set	19
Seatpost Sticker	20
Seatpost Sticker with Transponder	21
RACE RESULT Triathlon-Tag	22
Envelopes (C4)	23
Triathlon Multi-Sheet	24
TransponderCard (reusable)	25



# General

## Layouts:

You have the following options:

- Use our standard layouts from the online shop (please let us know which in the remarks).
- Send us your logos, with instructions as to where to place them in the remarks.
- Send us your own layout, ready to go. Please make sure they follow these specifications:


## Technical specifications:

Color space: CMYK (no spot colors)  
Profile: ISO Coated v2  
Resolution: 300 dpi  
File format: PDF (with embedded fonts or vectorized texts)  
AI/EPS (send fonts and images)  
JPG/PNG/PSD/TIFF  
INDD (send fonts and images)

## Personalization data:

Send us the event ID or an excel file.

## Layout templates:

Templates for InDesign, Photoshop and Illustrator are available for download in this document for every product. Simply click on the download link  on the correct page.

## RACE RESULT URL:

Please note that the URL “www.raceresult.com” is printed by default on all bibs we produce.

If you do not want the URL to appear on your bibs, you must write it explicitly in the comments when placing your order.

## Standard fonts:

Bibs: Helvetica Neue LT Com 97 Blk  
Road Bike Plate: Tungsten Semibold  
Personalisation: Arial bold

If you would like another font on your bibs, please write it down in the description of your layout, and upload the font file in .otf or .tff format.

DO NOT include the following elements in your layout:

- Place holder for the bib number
- Place holder for personalization (e. g. firstname)
- Punch holes
- Rounded corners
- Outline of the end format

The RACE RESULT Team will place these for you.

## Special Perforation/Die-Cut

### New orders:

Select the corresponding option under “Special Perforation/Press Cut” when ordering your race numbers through the online shop. There are two options.

### Reordering an existing cutting die:

After you have bought a special perforation/punch from us, we will create an extra product for you in the shop that you can select directly for your next order.

Note that in both cases the production time will increase.

### Production Note

An offset of up to 2 mm (1/16”) can occur during cutting of the final format, also differences of up to 1 mm (1/32”) can occur during printing. The trim is used to negate the differences from cutting and printing.

### Important Notice Regarding the Production Process:

You will receive a preview for all printed products (except for regular bibs and RACE RESULT bibs), that you need to approve for printing. It is not possible to change anything after you have approved the preview.

## Contact

For any questions, contact us via email at [shop@raceresult.com](mailto:shop@raceresult.com).

# Materials

---

## **Tyvek**

75 g/m<sup>2</sup>

tear and weatherproof polyethylene fiber fleece

Used for: Bib numbers, Triathlon Multi-Sheet

## **Profi Silk (matt coated)**

135 g/m<sup>2</sup>

smooth and homogeneous surface

PEFC certified

brilliant colors

readable without glare

smooth feel

Used for: Flyers

## **Waterproof adhesive film**

210 g/m<sup>2</sup> of which film 100 g/m<sup>2</sup>

Digilabel PE white matt

Used for: Sticker waterproof, Triathlon Sticker Set, Seatpost Sticker

## **Water soluble adhesive paper**

200 g/m<sup>2</sup> of which paper 90 g/m<sup>2</sup>

pre-cut on the back

Digilabel matt

Used for: Sticker water soluble

## **PVC**

Thickness: 300µm (0.3mm) and 400µm (0.4mm)

100 % waterproof

Bright white

tearproof

100% wood-free and recyclable

Used for: MTB plates, Road Bike Plate

## **Digigold IceWhite**


100 g/m<sup>2</sup> and 160 g/m<sup>2</sup>

uncoated

highwhite

wood-free paper suitable

Used for: Certificates, Letter/Info Sheet



<b>1</b> Punch holes Tyvek Bibs:	Ø 5,5 mm / 0.22" <b>Position:</b> 9 mm / 0.35" from the top/bottom and from the sides (from the center of the hole to the edge of the end format)
<b>2</b> Total size:	A5 (standard size) = 214 x 152 mm / 8.42 x 5.98"   A6 (tiny) = 152 x 109 mm / 5.98 x 4.29" <b>Bleed:</b> 2 mm / 0.08" (▨ part)
<b>3</b> Size:	A5 (standard size) = 210 x 148 mm / 8.26 x 5.82"   A6 (tiny) = 148 x 105 mm / 5.8 x 4.1"
<b>4</b> Safety margin:	4 mm / 0.16" (this part can be cut off)
<b>5</b> Punch holes MTB:	Ø 5,5 mm / 0.22" <b>Position:</b> 90 mm / 3.54" from left/right and 9 mm / 0.35" from the bottom (measured from the center of the hole to the edge of the end format)

**DO NOT** include the following elements in your layout:

- Place holder for the bib number
- Place holder for personalization (e. g. firstname)
- Punch holes
- Rounded corners
- Outline of the end format

Please also read the text on page 3.




## Customized printing on the back

For a surcharge, it is possible to have the back of the bib number/MTB plates with transponder printed with a customized design in the marked blue and red area. Shipping and Handling charges will also be higher due to restraints on chip positions which increases the packing size per bib.

It is still possible to place a graphic or text in the blue area in black/white without additional costs.


Please select this option in the shop under details.  
You can download the design templates on page 5.

### Standard Single/Duo



Top area: 160 x 14mm / 6.3 x 0.55"  
Middle area: 140 x 110mm / 5.51 x 4.33"

### Special Size Single/Duo




Top area: 185 x 52 mm / 7.28 x 2.05"  
Middle area: 155 x 110 mm / 6.12 x 4.33"

If this option is not selected, our default backside will look like this (the positions of the transponders vary):




Standard Single



Standard Duo



MTB Standard Single



### A5 Bib with tear-off bag tag

**Bib size: 210 x 148 mm / 8.27 x 5.83"**

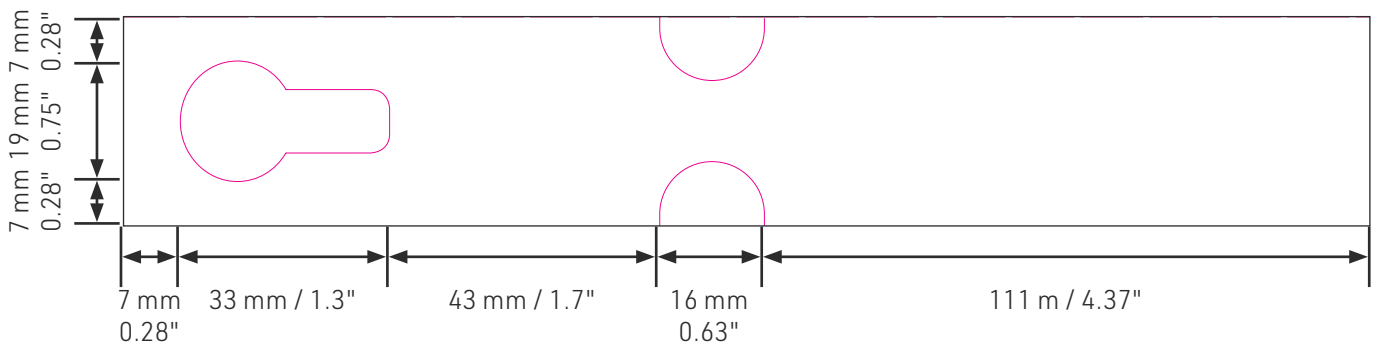
**Tag size: 210 x 33 mm / 8.27 x 1.30"**

**Total size (with bleed): 214 x 185 mm / 8.43 x 7.28"**

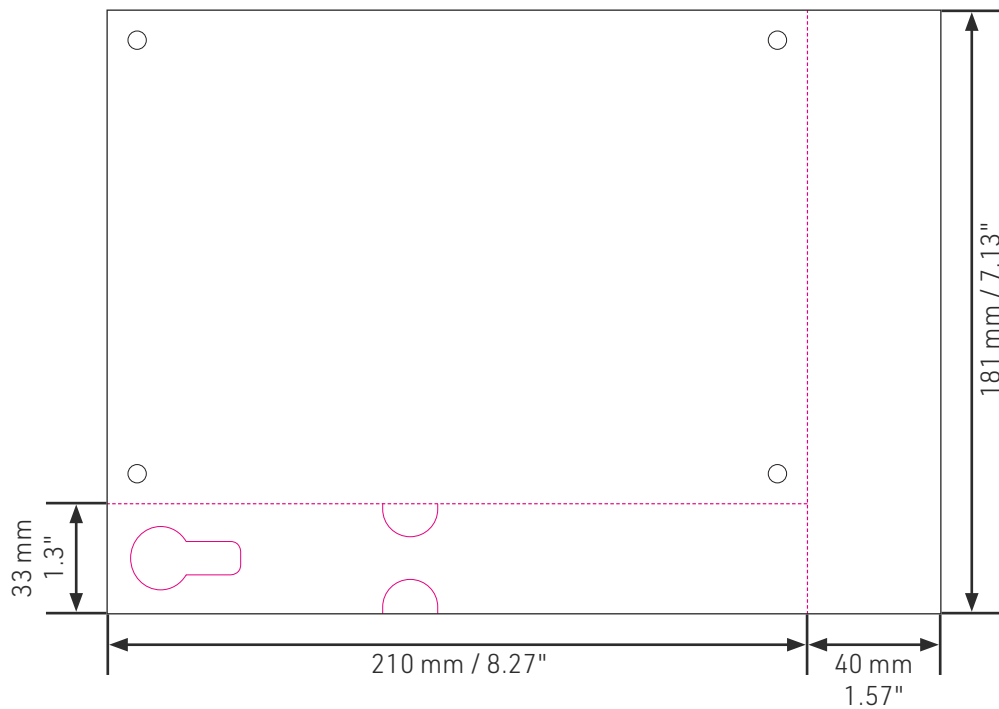
Please follow the same instructions regarding holes, margins and bleed as for the bib on page 5:

Bleed: 2 mm / 0.08"

Safety margin: 4 mm / 0.16"



Please also read the text on page 3.



### A5 Bib with tear-off bag tag + 1 tear-off tag

**Bib size: 210 x 148 mm / 8.27 x 5.83"**

**Bag Tag size: 210 x 33 mm / 8.27 x 1.30"**

**Tag size right: 40 x 181 mm / 1.57 x 7.13"**

**Total size (with bleed): 254 x 185 mm / 10 x 7.28"**

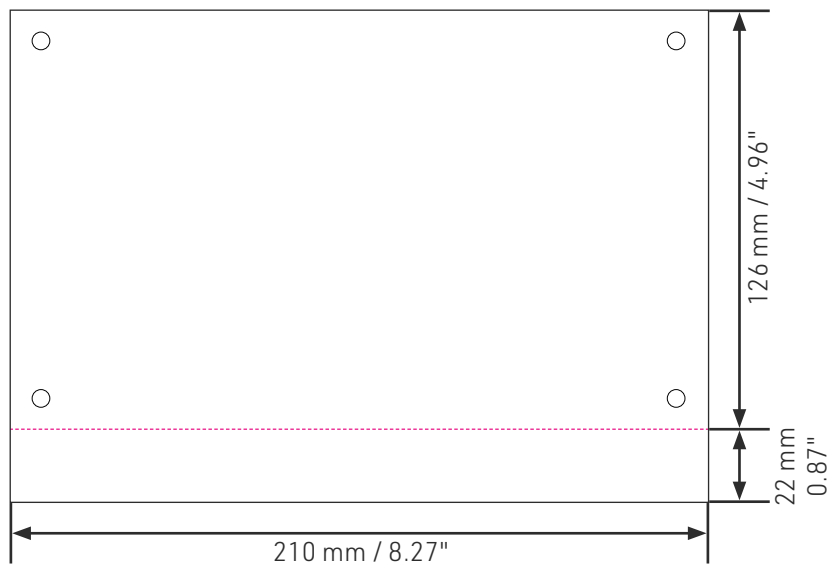
Please follow the same instructions regarding holes, margins and bleed as for the bib on page 5:

Bleed: 2 mm / 0.08"

Safety margin: 4 mm / 0.16"

Please also read the text on page 3.





### A5 Bib incl. 1 tear-off tag at the bottom

**Bib size:** 210 x 126 mm / 8.27 x 4.96"

**Tag size:** 210 x 22 mm / 8.27 x 0.87"

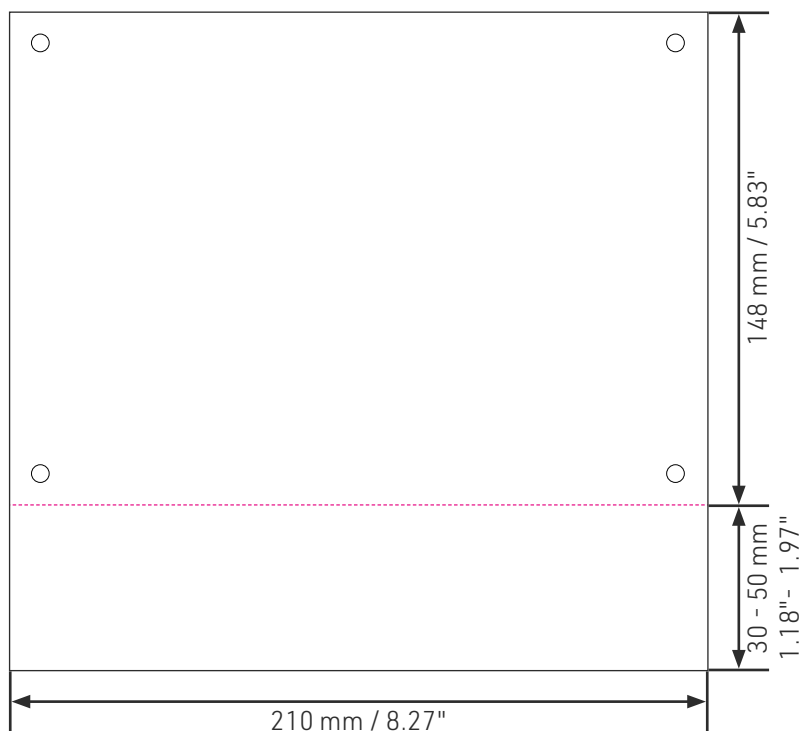
**Total size (with bleed):** 214 x 152 mm / 8.43 x 5.98"

Please follow the same instructions regarding holes, margins and bleed as for the bib on page 5:

Bleed: 2 mm / 0.08"

Safety margin: 4 mm / 0.16"

Please also read the text on page 3.



### A5 Bib with 1 tear-off tag at the bottom

**Bib size:** 210 x 148 mm / 8.27 x 5.83"

**Tag size:** 210 x 30 mm / 1.18" (max. 50 mm / 1.97")

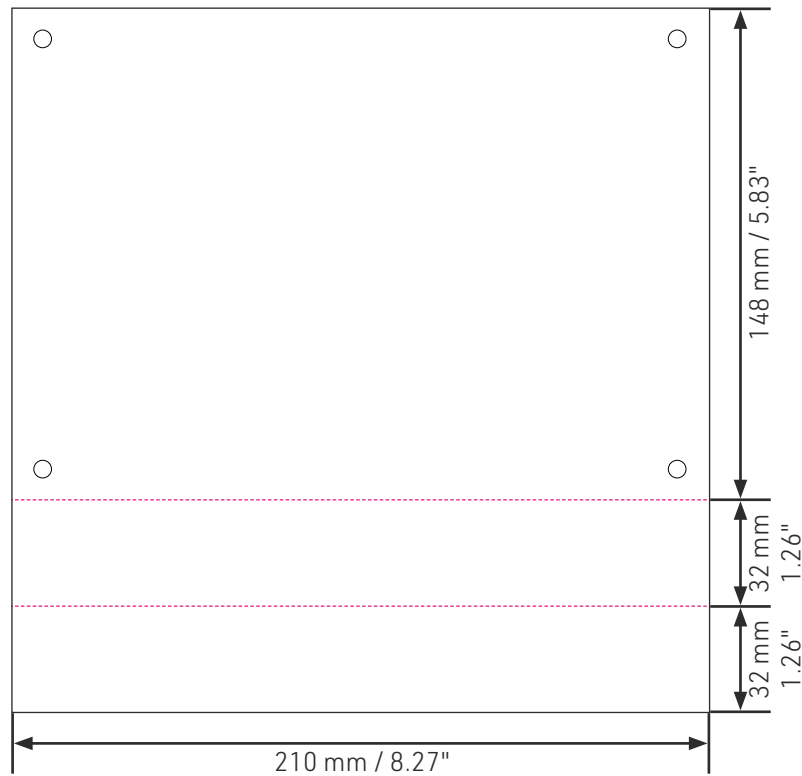
**Total size (with bleed):** 214 x 182 mm / 8.27 x 7.17"

Please follow the same instructions regarding holes, margins and bleed as for the bib on page 5:

Bleed: 2 mm / 0.08"

Safety margin: 4 mm / 0.16"

Please also read the text on page 3.



### **A5 Bib with 2 tear-off tags at the bottom**

**Bib size: 210 x 148 mm / 8.27 x 5.83"**

**Upper tag size: 210 x 32 mm / 8.27 x 1.26"**

**Lower tag size: 210 x 32 mm / 8.27 x 1.26"**

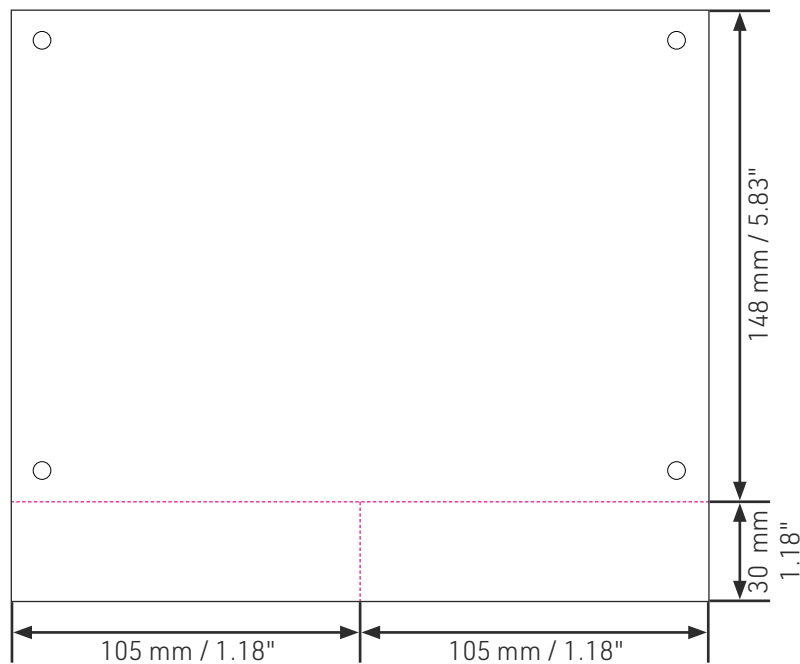
**Total size (with bleed): 214 x 216 mm / 8.27 x 8.50"**

Please follow the same instructions regarding holes, margins and bleed as for the bib on page 5:

Bleed: 2 mm / 0.08"

Safety margin: 4 mm / 0.16"

Please also read the text on page 3.



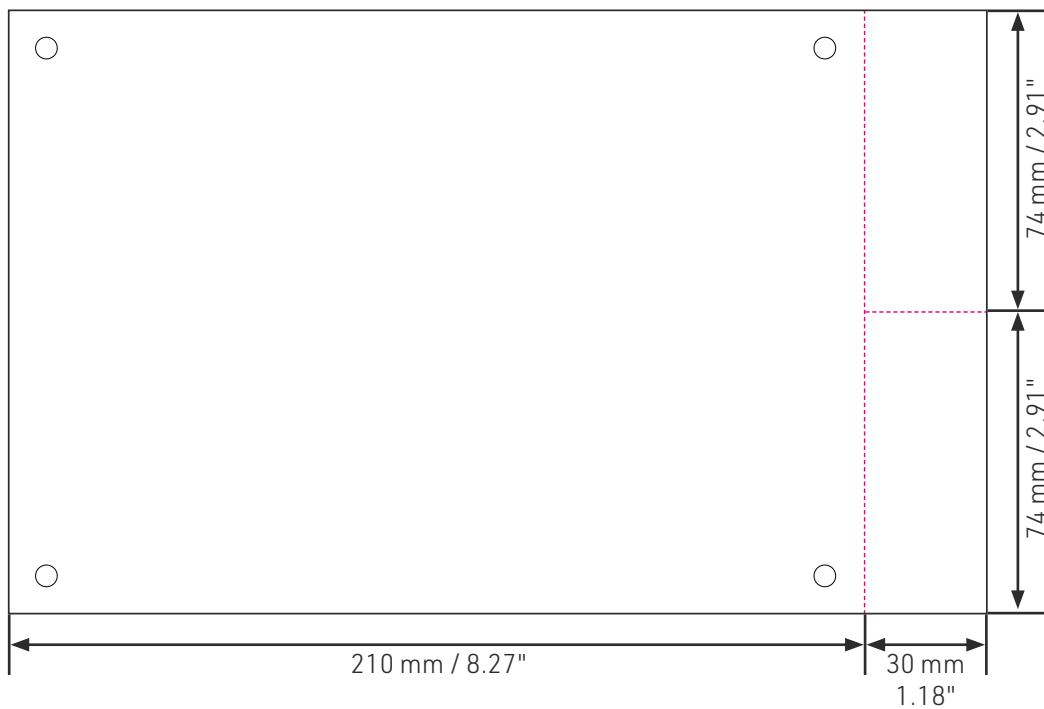
### **A5 Bib with 2 tear-off tags at the bottom side by side**

**Bib size: 210 x 148 mm / 8.27 x 5.83"**  
**Left/right tag size: 105 x 30 mm / 4.13 x 1.18"**

**Total size (with bleed): 214 x 182 mm / 8.27 x 7.17"**

Please follow the same instructions regarding holes, margins and bleed as for the bib on page 5:  
Bleed: 2 mm / 0.08"  
Safety margin: 4 mm / 0.16"

**Please also read the text on page 3.**



### A5 Bib with 2 tear-off tags on the right

**Bib size:** 210 x 148 mm / 8.27 x 5.83"

**Tag size (each):** 30 x 74 mm / 1.18 x 2.91"

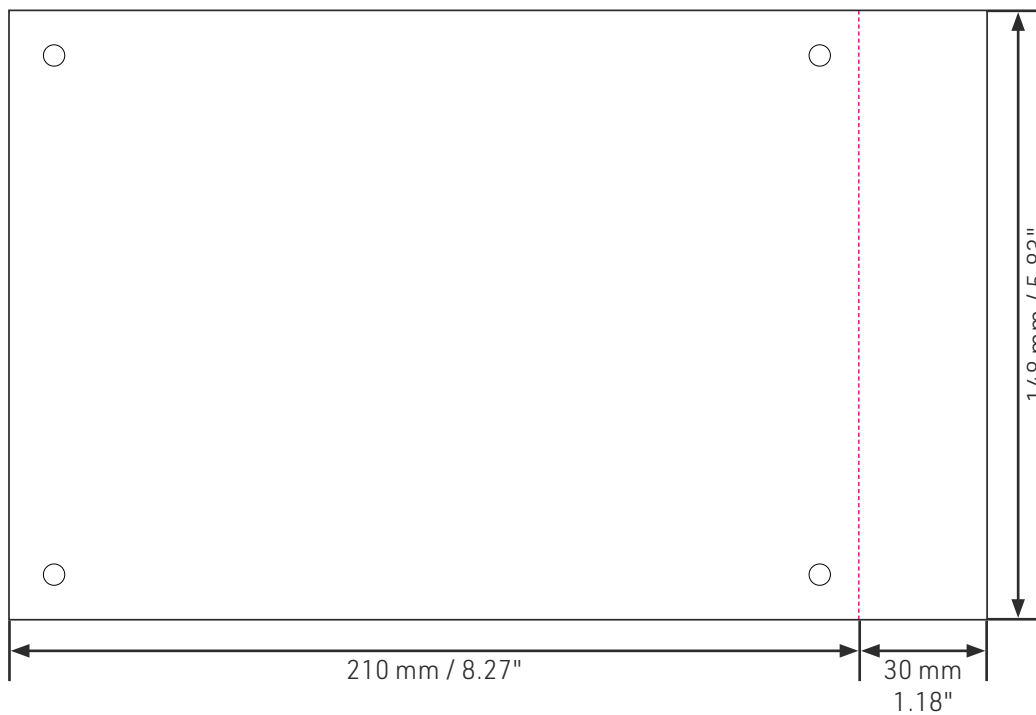
**Total size (with bleed):** 244 x 152 mm / 9.60 x 5.98"

Please follow the same instructions regarding holes, margins and bleed as for the bib on page 5:

Bleed: 2 mm / 0.08"

Safety margin: 4 mm / 0.16"

Please also read the text on page 3.



### A5 Bib with 1 tear-off tag on the right

**Bib size: 210 x 148 mm / 8.27 x 5.83"**

**Tag size: 34 x 148 mm / 1.34 x 5.83"**

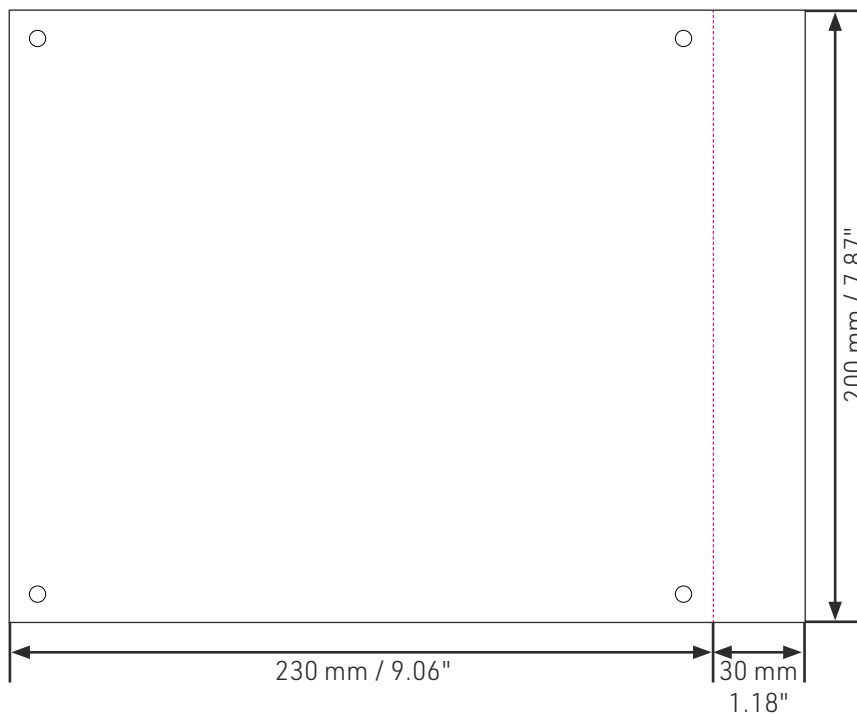
**Total size (with bleed): 244 x 152 mm / 9.60 x 5.98"**

Please follow the same instructions regarding holes, margins and bleed as for the bib on page 5:

Bleed: 2 mm / 0.08"

Safety margin: 4 mm / 0.16"

Please also read the text on page 3.



**Bib Special Size with  
1 tear-off tag on the right**

**Bib size: 230 x 200 mm / 9.06 x 7.87"**  
**Tag size: 30 x 200 mm / 1.18 x 7.87"**

**Total size (with bleed): 264 x 204 mm / 10.39 x 8.03"**

Please follow the same instructions regarding holes, margins and bleed as for the bib on page 5:  
Bleed: 2 mm / 0.08"  
Safety margin: 4 mm / 0.16"

Please also read the text on page 3.



# Road Bike Plate

[↓ Template](#)



<b>Total size:</b>	134 x 94 mm / 5.28 x 3.70" <b>Bleed:</b> 2 mm / 0.08" (▨ this part will be cut off)
<b>Plate Size:</b>	130 x 90 mm / 5.12 x 3.54"
<b>Safety margin:</b>	4 mm / 0.16" (this part can be cut off)
<b>Punch holes diameter:</b>	Ø 5,5 mm / 0.22"


Please be aware that you need to create 2 layouts, as the front and the back side are inverted.


Please make sure that you have read all notes regarding margins and bleed as for the bib on page 5 and in the general section.

Please also read the text on page 3.

# Flyers (all sizes)

[↓ Template](#)




	Size:	Total size:	Bleed 	Safety margin:
<b>A4</b>	210 x 297 mm / 8.27 x 11.69"	214 x 301 mm / 8.43 x 11.85"	2 mm / 0.08"	4 mm / 0.16"
<b>A5</b>	148 x 210 mm / 5.83 x 8.27"	152 x 214 mm / 5.98 x 8.43"	2 mm / 0.08"	4 mm / 0.16"
<b>A6</b>	105 x 148 mm / 4.13 x 5.83"	107 x 150 mm / 4.21 x 5.90"	1 mm / 0.04"	4 mm / 0.16"

Please make sure that you have read all notes regarding margins and bleed as for the bib on page 5 and in the general section.

Please also read the text on page 3.

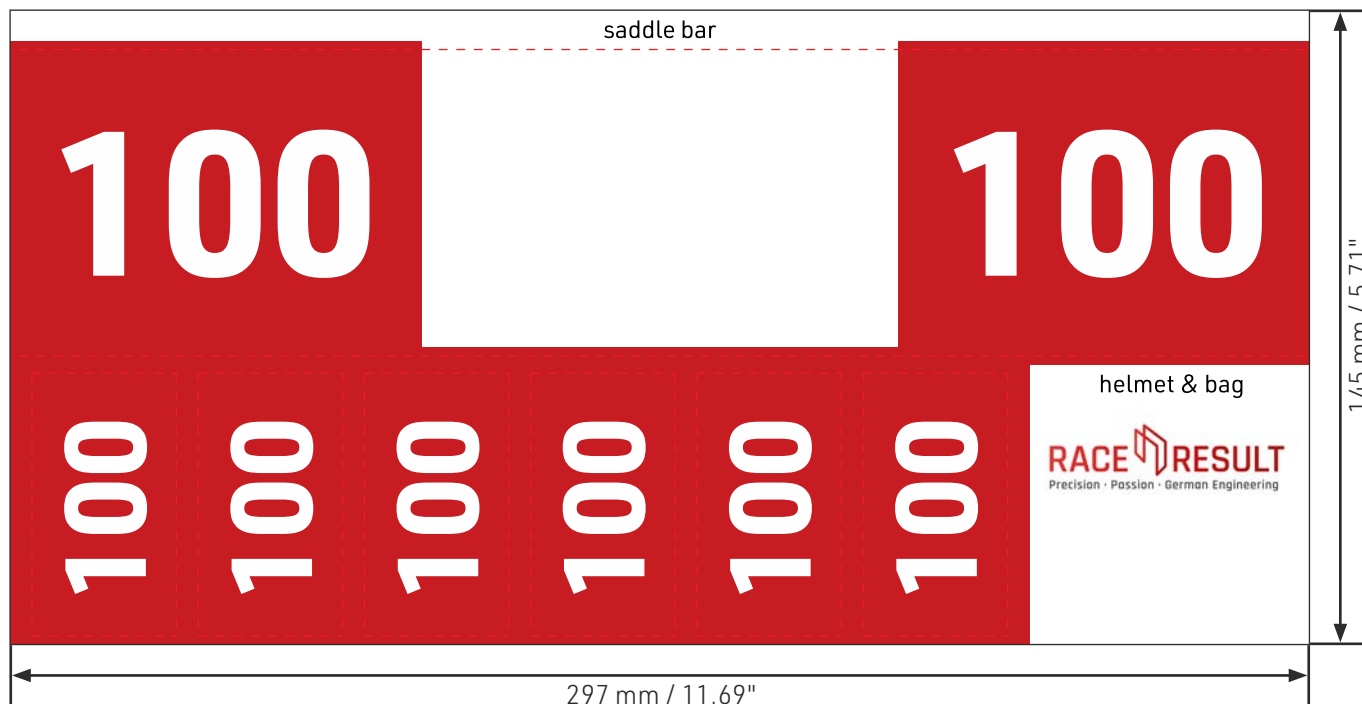
# Stickers (all sizes)



<b>Minimum total size:</b>	64 x 34 mm / 2.52 x 1.34" <b>Bleed:</b> 2 mm / 0.08" (  this part will be cut off)
<b>Minimum size:</b>	60 x 30 mm / 2.36 x 1.18"
<b>Safety margin:</b>	4 mm / 0.16" (this part can be cut off)

Please make sure that you have read all notes regarding margins and bleed as for the bib on page 5 and in the general section.

Please also read the text on page 3.



**Total size: 301 x 145 mm / 11.85 x 5.71"**

You will find the exact dimensions of each element in the InDesign, Photoshop and Illustrator templates.

Please follow the same instructions regarding margins and bleed as for the bib on page 5:

Bleed: 2 mm / 0.08"

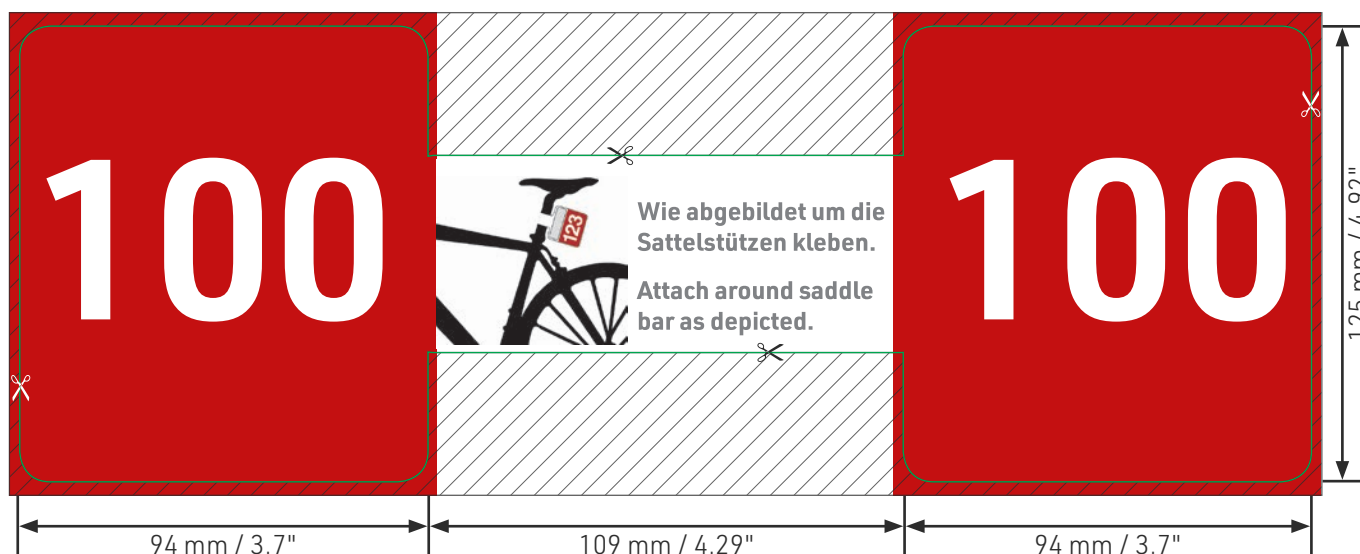
Safety margin: 4 mm / 0.16"

Please also read the text on page 3.

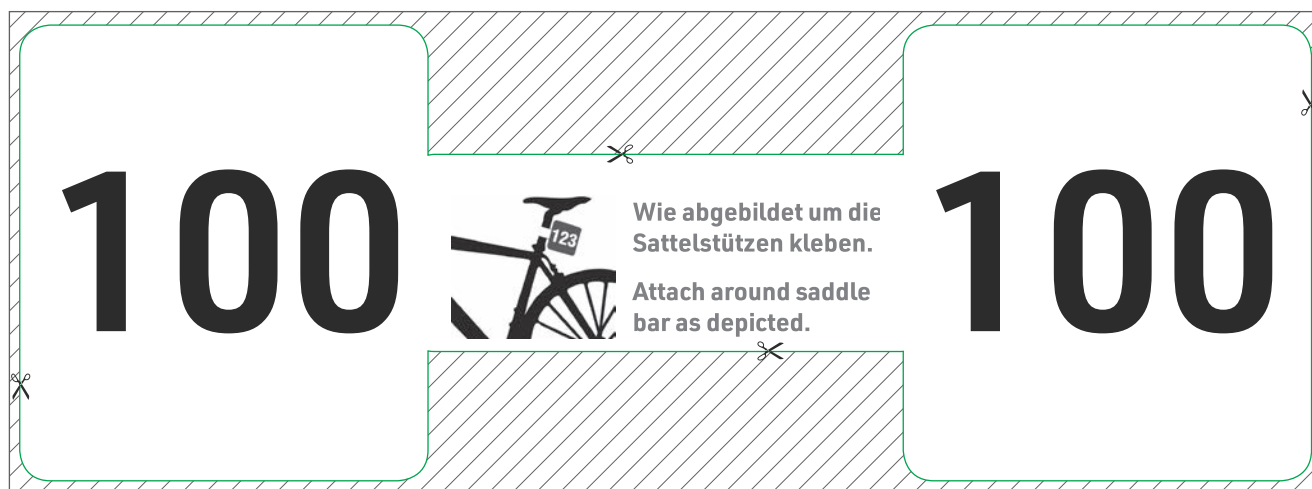
# Seatpost Sticker

 [Template](#)

full color




b/w



**Total size:**

301 x 129 mm / 11.85 x 5.08"

**Bleed:** 2 mm / 0.08" ( this part will be cut off)

**Size:**

297 x 125 mm / 11.69 x 4.92"

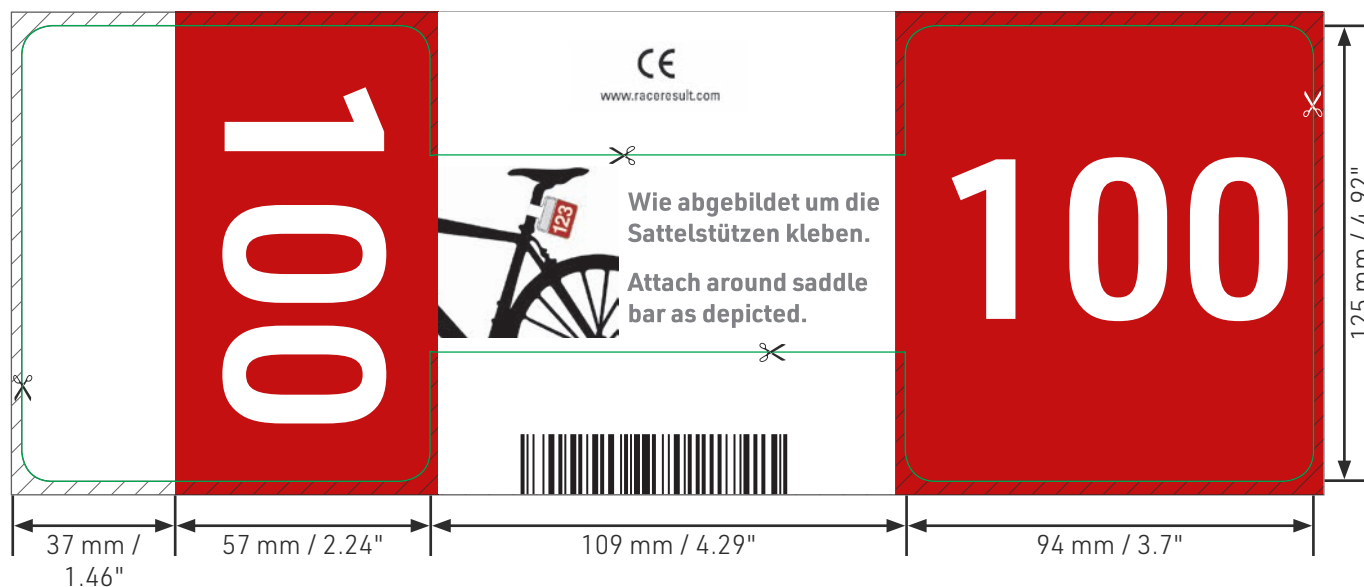
**Safety margin:**

4 mm / 0.16" (this part can be cut off)

Please make sure that you have read all notes regarding margins and bleed as for the bib on page 5 and in the general section.

Please also read the text on page 3.

# Seatpost Sticker with Transponder [↓ Template](#)



<b>Total size:</b>	301 x 129 mm / 11.85 x 5.08"
	<b>Bleed:</b> 2 mm / 0.08" (this part will be cut off)
<b>Size:</b>	297 x 125 mm / 11.69 x 4.92"
<b>Safety margin:</b>	4 mm / 0.16" (this part can be cut off)

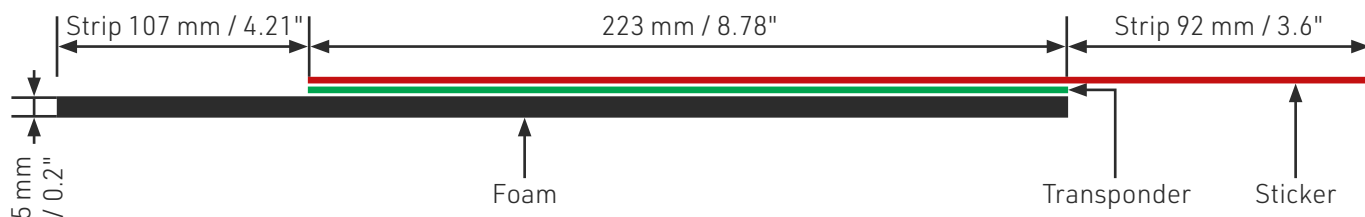
The red area can be customized.

Please make sure that you have read all notes regarding margins and bleed as for the bib on page 5 and in the general section.

Please also read the text on page 3.

# RACE RESULT Triathlon-Tag

[↓ Template](#)



This red area can be customized with a logo or graphic. Make sure you leave enough space for the number.  
**The background may only be white or a solid color, a background image is not possible!**




<b>Total size:</b>	232 x 42 mm / 9.13 x 1.65" <b>Bleed:</b> 2 mm / 0.08" bleed left, top and bottom, no cutting marks (▨▨▨▨▨ this part will be cut off)
<b>Final size of Triathlon Tag:</b>	422 x 38 mm / 16.61 x 1.5" inclusive foam
<b>Safety margin:</b>	4 mm / 0.16" (this part can be cut off)

Please also read the text on page 3.



# Envelopes (C4)

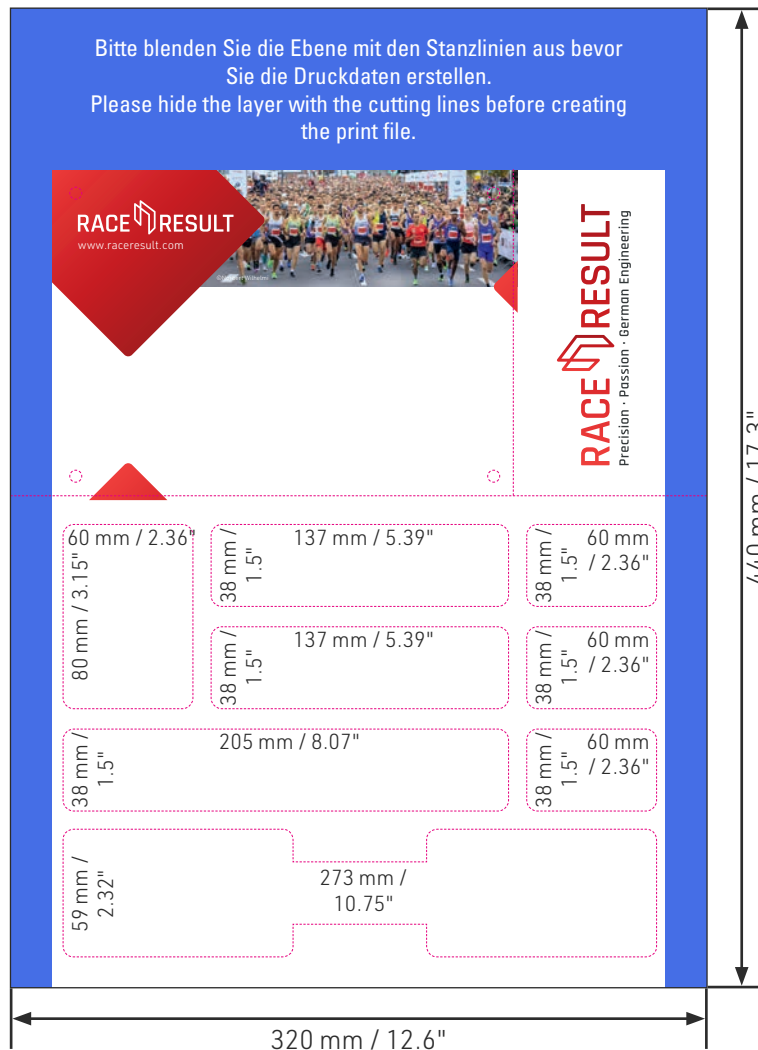
[↓ Template](#)



	Size:	Total size:	Bleed:	Safety margin:
<b>C4</b>	229 x 324 mm / 9 x 12.76"	210 x 297 mm / 8,27 x 11,69"	0 mm / 0"	0 mm / 0"

Envelopes can only be printed in the DIN A4 (210 x 297 mm / 8,27 x 11,69") format. Please send the file in this size. A borderless print is not possible.

Please also read the text on page 3.



**Total size: 320 x 440 mm / 12.6 x 17.3"**

You will find the exact dimensions of each element in the InDesign, Photoshop and Illustrator templates.

Please follow the same instructions regarding margins and bleed as for the bib on page 5:

Bleed: 2 mm / 0.08"

Safety margin: 4 mm / 0.16"

Please also read the text on page 3.

# TransponderCard (reusable)

[↓ Template](#)

The front of the Transponder Card can be personalized within an area up to 50x80mm / 1.97x3.15". Numbering or personalization is only possible in black.



<b>Total size (with bleed):</b>	58 x 132 mm / 2.28 x 5.12" <b>Bleed:</b> 2 mm / 0.08" (▨ part)
<b>Plate size:</b>	54 x 128 mm / 2.16 x 5"
<b>Safety margin:</b>	4 mm / 0.16" (this part can be cut off)
<b>Punch holes diameter:</b>	Ø 5.5 mm / 0.22"

Please make sure that you have read all notes regarding margins and bleed as for the bib on page 5 and in the general section.

Please also read the text on page 3.

## Headquarters Deutschland

### race result AG

Joseph-von-Fraunhofer-Straße 11  
76327 Pfinztal  
Germany

Phone +49 (721) 961 409 01  
[shop@raceresult.com](mailto:shop@raceresult.com)  
[www.raceresult.com](http://www.raceresult.com)