



DATA SHEET

Print Products



Index

General	3
Materials	4
Bibs/MTB plates(all sizes)	5
Road Bike Plate	16
Flyers/Certificates (all sizes)	17
Stickers (all sizes)	18
Triathlon Sticker Set	19
Seatpost Sticker	20
Seatpost Sticker with Transponder	21
RACE RESULT Triathlon-Tag	22
Envelopes (C4)	23
Triathlon Multi-Sheet	24



General

Layouts:

You have the following options:

- Use our standard layouts from the online shop (please let us know which in the remarks).
- Send us your logos, with instructions as to where to place them in the remarks.
- Send us your own layout, ready to go. Please make sure they follow these specifications:


Technical specifications:

Color space: CMYK (no spot colors)
Profile: ISO Coated v2
Resolution: 300 dpi
File format: PDF (with embedded fonts or vectorized texts)
AI/EPS (send fonts and images)
JPG/PNG/PSD/TIFF
INDD (send fonts and images)

Personalization data:

Send us the event ID or an excel file.

Layout templates:

Templates for InDesign, Photoshop and Illustrator are available for download in this document for every product. Simply click on the download link  on the correct page.

RACE RESULT URL:

Please note that the URL “www.raceresult.com” is printed by default on all bibs we produce.

If you do not want the URL to appear on your bibs, you must write it explicitly in the comments when placing your order.

Standard fonts:

Bibs: Helvetica Neue LT Com 97 Blk
Road Bike Plate: Tungsten Semibold
Personalisation: Arial bold

If you would like another font on your bibs, please write it down in the description of your layout, and upload the font file in .otf or .tff format.

DO NOT include the following elements in your layout:

- Place holder for the bib number
- Place holder for personalization (e. g. firstname)
- Punch holes
- Rounded corners
- Outline of the end format

The RACE RESULT Team will place these for you.

Special Perforation/Die-Cut

New orders:

Select the corresponding option under “Special Perforation/Press Cut” when ordering your race numbers through the online shop. There are two options.

Reordering an existing cutting die:

After you have bought a special perforation/punch from us, we will create an extra product for you in the shop that you can select directly for your next order.

Note that in both cases the production time will increase.

Production Note

An offset of up to 2 mm (1/16”) can occur during cutting of the final format, also differences of up to 1 mm (1/32”) can occur during printing. The trim is used to negate the differences from cutting and printing.

Important Notice Regarding the Production Process:

You will receive a preview for all printed products (except for regular bibs and RACE RESULT bibs), that you need to approve for printing. It is not possible to change anything after you have approved the preview.

Contact

For any questions, contact us via email at shop@raceresult.com.

Materials

Tyvek

75 g/m²

tear and weatherproof polyethylene fiber fleece

Used for: Bib numbers, Triathlon Multi-Sheet

Profi Silk (matt coated)

135 g/m²

smooth and homogeneous surface

PEFC certified

brilliant colors

readable without glare

smooth feel

Used for: Flyers

Waterproof adhesive film

210 g/m² of which film 100 g/m²

Digilabel PE white matt

Used for: Sticker waterproof, Triathlon Sticker Set, Seatpost Sticker

Water soluble adhesive paper

200 g/m² of which paper 90 g/m²

pre-cut on the back

Digilabel matt

Used for: Sticker water soluble

Polypropylen

Thickness: 300µm (0.3mm) and 400µm (0.4mm)

100 % waterproof

Bright white

tearproof

100% wood-free and recyclable

Used for: MTB plates, Road Bike Plate

Digigold IceWhite


100 g/m² and 160 g/m²

uncoated

highwhite

wood-free paper suitable

Used for: Certificates, Letter/Info Sheet



1 Punch holes Tyvek Bibs:	Ø 5,5 mm / 0.22" Position: 9 mm / 0.35" from the top/bottom and from the sides (from the center of the hole to the edge of the end format)
2 Total size:	A5 (standard size) = 214 x 152 mm / 8.42 x 5.98" A6 (tiny) = 152 x 109 mm / 5.98 x 4.29" Bleed: 2 mm / 0.08" (▨ part)
3 Size:	A5 (standard size) = 210 x 148 mm / 8.26 x 5.82" A6 (tiny) = 148 x 105 mm / 5.8 x 4.1"
4 Safety margin:	4 mm / 0.16" (this part can be cut off)
5 Punch holes MTB:	Ø 5,5 mm / 0.22" Position: 90 mm / 3.54" from left/right and 9 mm / 0.35" from the bottom (measured from the center of the hole to the edge of the end format)

DO NOT include the following elements in your layout:

- Place holder for the bib number
- Place holder for personalization (e. g. firstname)
- Punch holes
- Rounded corners
- Outline of the end format

Please also read the text on page 3.


Standard Backside Print

For bibs/MTB plates with transponders, the back looks as follows as standard. The positions of the transponders vary to make optimal use of the space in the box and less shipping costs as possible.

This option does not cost anything extra.



A5 Single



A5 Duo



MTB A5 Single

Standard back print with individual text on top

This option is identical to option 1, with the only difference being that the upper red area can be individually printed. In the red area, it is still possible to place a graphic or text in black and white at no extra cost. Color printing is possible for an additional charge.

Please select this option in the shop under "Back print".
You can download the design templates on page 5.

A5 Single/Duo



Red area: 174 x 12 mm / 6.85 x 0.47"

Special Size Single/Duo



Red area: 194 x 62 mm / 7.64 x 2.44"

Individual back print with standard transponder positions

For an additional charge, it's possible to individually design the back of the bibs/MTB plates with a transponder in the marked red areas. With this option, the positions of the transponders change as with the standard option and your individual design/texts will move too.

Please select this option in the shop under "Print back".
You can download the design templates on page 5.

A5 Single/Duo



Red area top: 174 x 12 mm / 6.85 x 0.47"
Middle part Duo: 76 x 110 mm / 2.99 x 4.33"
Middle part Single: 120 x 110 mm / 4.72 x 4.33"

Special Size Single/Duo



Red area top: 194 x 62 mm / 7.64 x 2.44"
Middle part Duo: 96 x 110 mm / 7.64 x 4.33"
Middle part Single: 134 x 110 mm / 5.28 x 4.33"

Individual back print with only one transponder position on the edge


For an additional charge, it is possible to individually design the back of the bibs/MTB plates with a transponder in the marked red area.

With this option, there is only space for the transponder on the outer edge, so the individually designable area is larger than in option 3 and fix in the middle.

The shipping costs automatically increase with this option in the shopping cart, as the number of boxes increases due to the reduced positions of the transponders.


Please select this option in the shop under "Print back".
You can download the design templates on page 5.

A5 Single/Duo




Red area top: 174 x 12 mm / 6.85 x 0.47"
Middle part: 144 x 110 mm / 5.67 x 4.33"

Special Size Single/Duo



Red area top: 194 x 62 mm / 7.64 x 2.44"
Middle part: 162 x 110 mm / 6.38 x 4.33"



A5 Bib with tear-off bag tag

Bib size: 210 x 148 mm / 8.27 x 5.83"

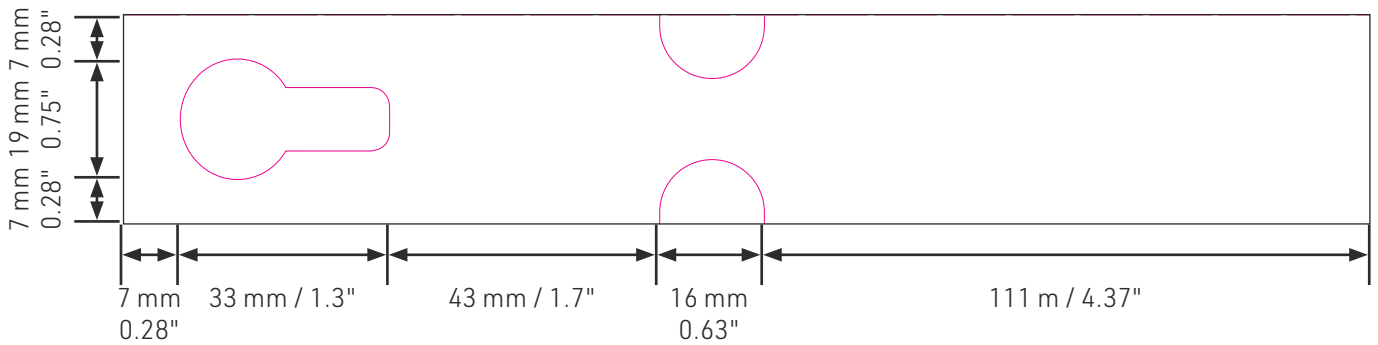
Tag size: 210 x 33 mm / 8.27 x 1.30"

Total size (with bleed): 214 x 185 mm / 8.43 x 7.28"

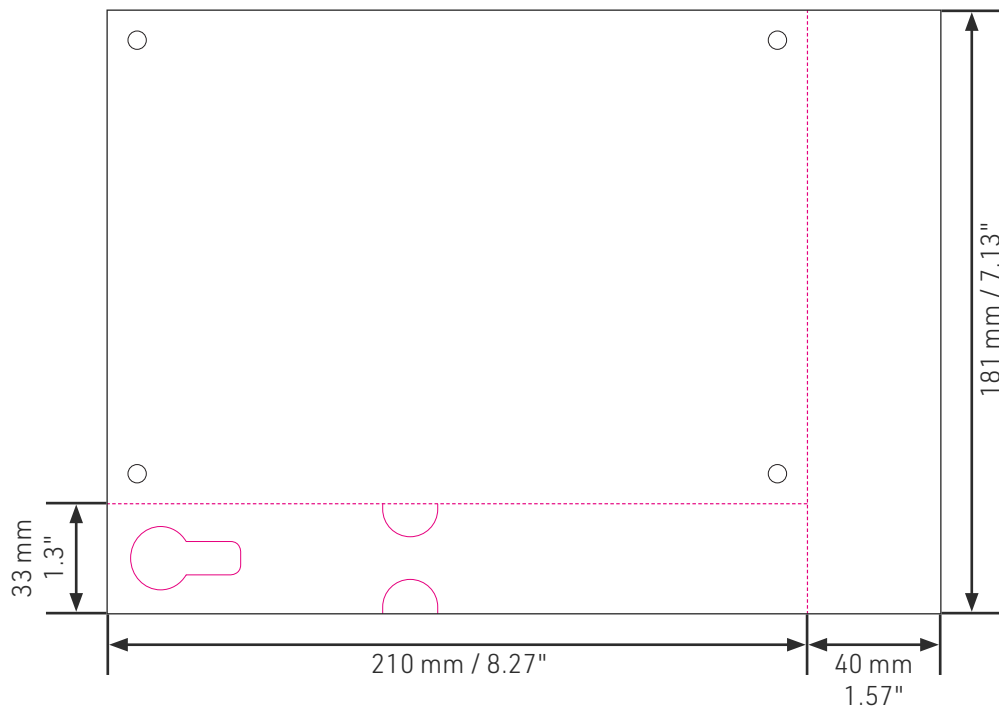
Please follow the same instructions regarding holes, margins and bleed as for the bib on page 5:

Bleed: 2 mm / 0.08"

Safety margin: 4 mm / 0.16"



Please also read the text on page 3.



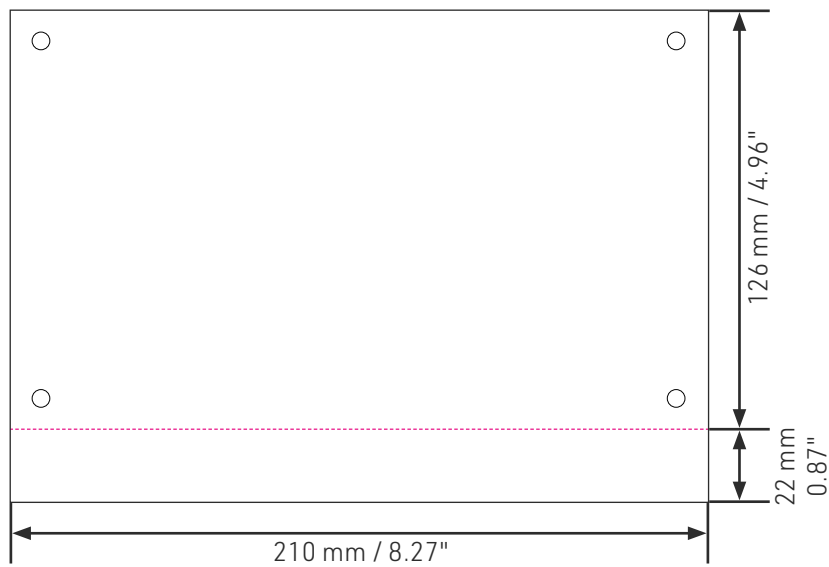
A5 Bib with tear-off bag tag + 1 tear-off tag

Bib size: 210 x 148 mm / 8.27 x 5.83"
Bag Tag size: 210 x 33 mm / 8.27 x 1.30"
Tag size right: 40 x 181 mm / 1.57 x 7.13"

Total size (with bleed): 254 x 185 mm / 10 x 7.28"

Please follow the same instructions regarding holes, margins and bleed as for the bib on page 5:
Bleed: 2 mm / 0.08"
Safety margin: 4 mm / 0.16"

Please also read the text on page 3.



A5 Bib incl. 1 tear-off tag at the bottom

Bib size: 210 x 126 mm / 8.27 x 4.96"

Tag size: 210 x 22 mm / 8.27 x 0.87"

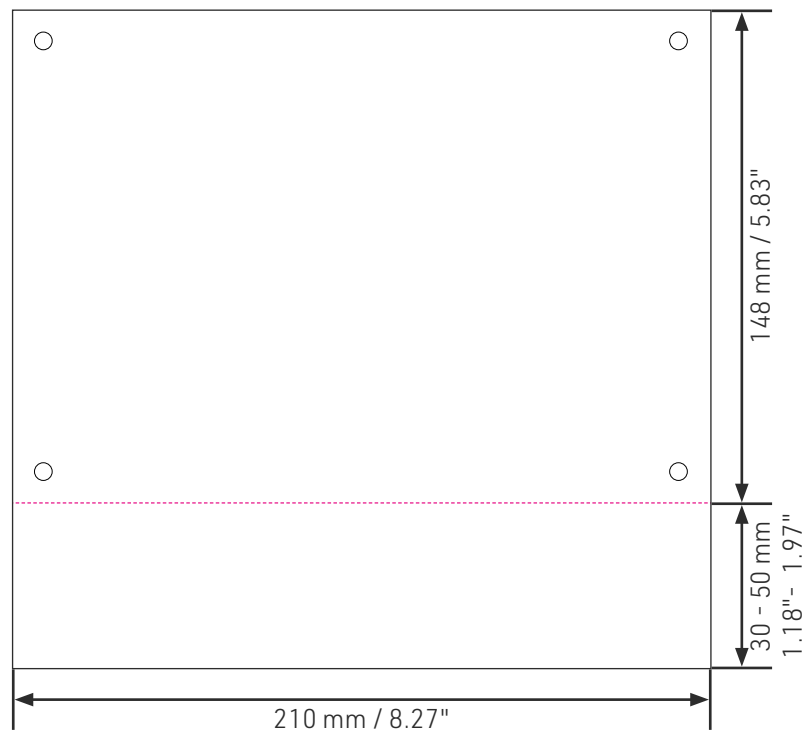
Total size (with bleed): 214 x 152 mm / 8.43 x 5.98"

Please follow the same instructions regarding holes, margins and bleed as for the bib on page 5:

Bleed: 2 mm / 0.08"

Safety margin: 4 mm / 0.16"

Please also read the text on page 3.



A5 Bib with 1 tear-off tag at the bottom

Bib size: 210 x 148 mm / 8.27 x 5.83"

Tag size: 210 x 30 mm / 1.18" (max. 50 mm / 1.97")

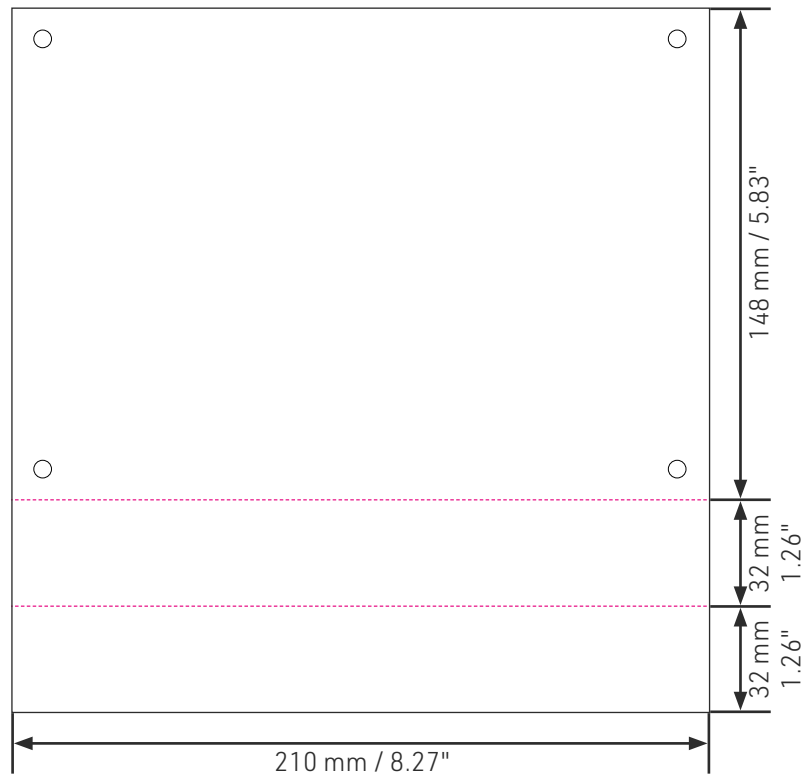
Total size (with bleed): 214 x 182 mm / 8.27 x 7.17"

Please follow the same instructions regarding holes, margins and bleed as for the bib on page 5:

Bleed: 2 mm / 0.08"

Safety margin: 4 mm / 0.16"

Please also read the text on page 3.



A5 Bib with 2 tear-off tags at the bottom

Bib size: 210 x 148 mm / 8.27 x 5.83"

Upper tag size: 210 x 32 mm / 8.27 x 1.26"

Lower tag size: 210 x 32 mm / 8.27 x 1.26"

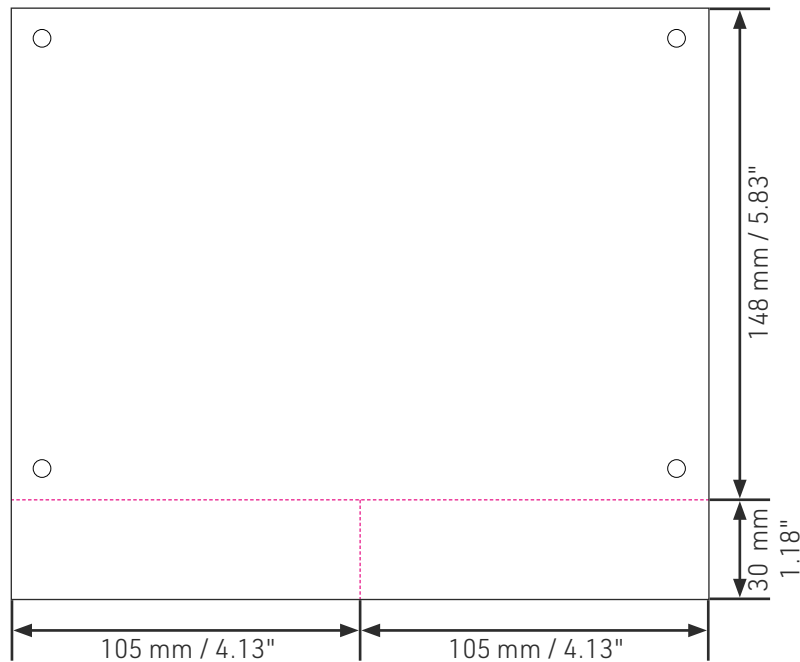
Total size (with bleed): 214 x 216 mm / 8.27 x 8.50"

Please follow the same instructions regarding holes, margins and bleed as for the bib on page 5:

Bleed: 2 mm / 0.08"

Safety margin: 4 mm / 0.16"

Please also read the text on page 3.



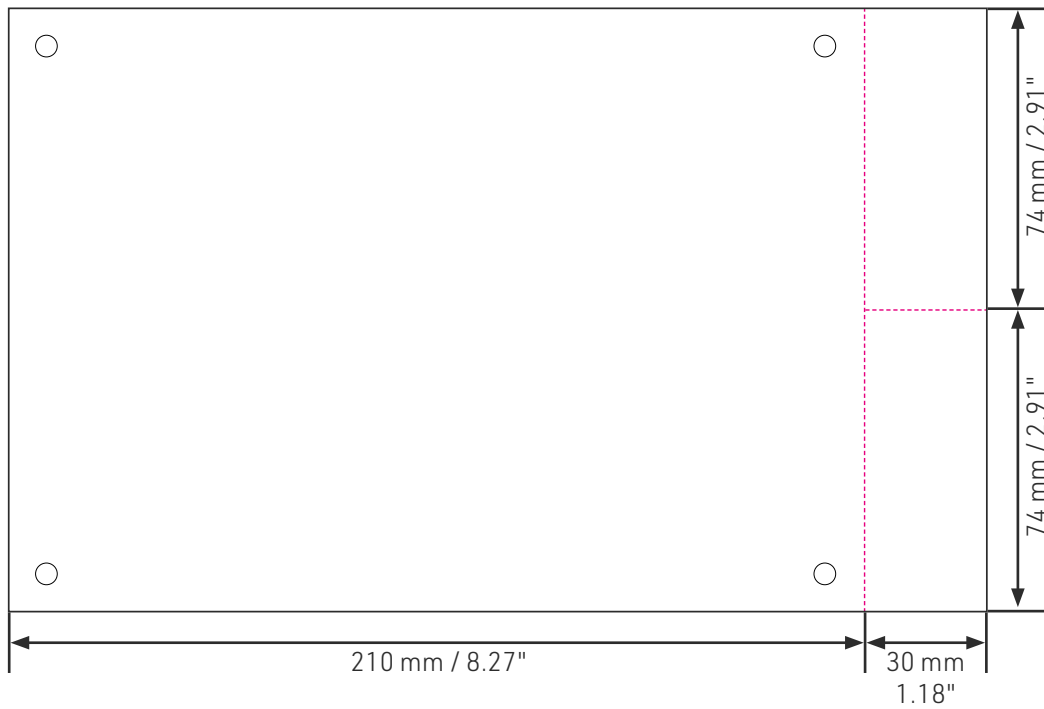
A5 Bib with 2 tear-off tags at the bottom side by side

Bib size: 210 x 148 mm / 8.27 x 5.83"
Left/right tag size: 105 x 30 mm / 4.13 x 1.18"

Total size (with bleed): 214 x 182 mm / 8.27 x 7.17"

Please follow the same instructions regarding holes, margins and bleed as for the bib on page 5:
Bleed: 2 mm / 0.08"
Safety margin: 4 mm / 0.16"

Please also read the text on page 3.



A5 Bib with 2 tear-off tags on the right

Bib size: 210 x 148 mm / 8.27 x 5.83"

Tag size (each): 30 x 74 mm / 1.18 x 2.91"

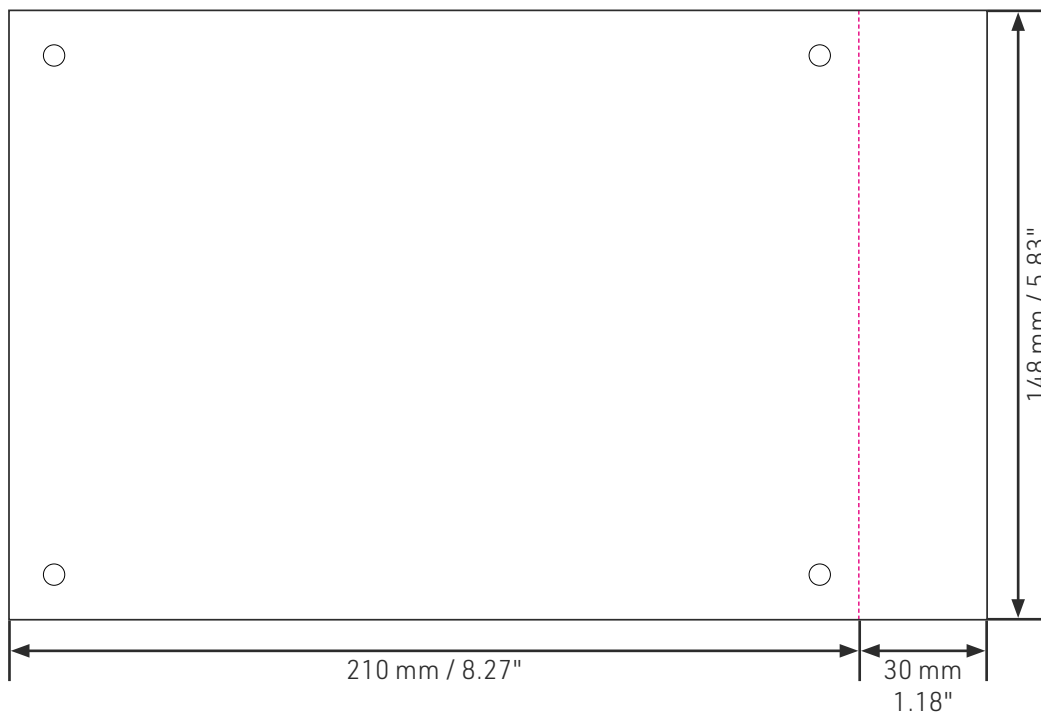
Total size (with bleed): 244 x 152 mm / 9.60 x 5.98"

Please follow the same instructions regarding holes, margins and bleed as for the bib on page 5:

Bleed: 2 mm / 0.08"

Safety margin: 4 mm / 0.16"

Please also read the text on page 3.



A5 Bib with 1 tear-off tag on the right

Bib size: 210 x 148 mm / 8.27 x 5.83"

Tag size: 30 x 148 mm / 1.18 x 5.83"

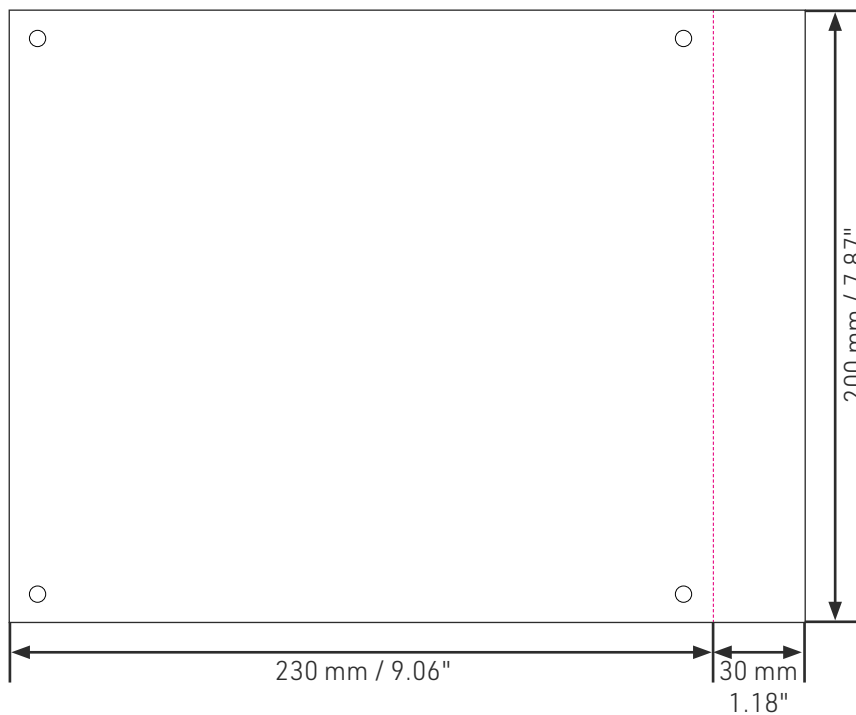
Total size (with bleed): 244 x 152 mm / 9.60 x 5.98"

Please follow the same instructions regarding holes, margins and bleed as for the bib on page 5:

Bleed: 2 mm / 0.08"

Safety margin: 4 mm / 0.16"

Please also read the text on page 3.



Bib Special Size with 1 tear-off tag on the right

Bib size: 230 x 200 mm / 9.06 x 7.87"
Tag size: 30 x 200 mm / 1.18 x 7.87"

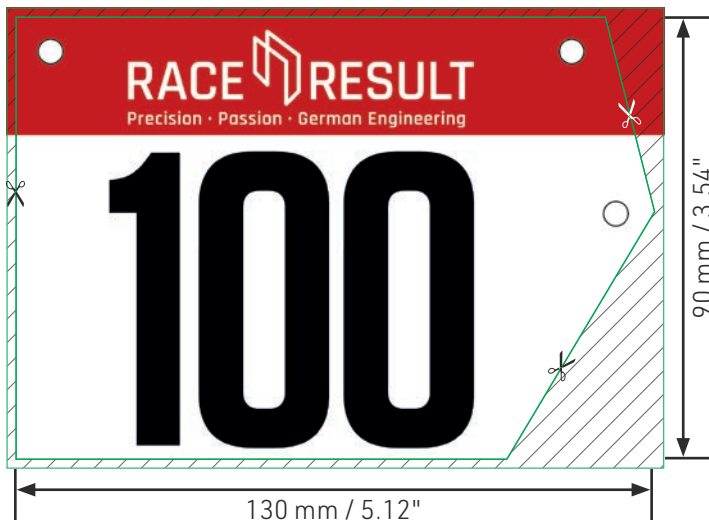
Total size (with bleed): 264 x 204 mm / 10.39 x 8.03"

Please follow the same instructions regarding holes, margins and bleed as for the bib on page 5:
Bleed: 2 mm / 0.08"
Safety margin: 4 mm / 0.16"

Please also read the text on page 3.

Road Bike Plate

[↓ Template](#)



Total size:	134 x 94 mm / 5.28 x 3.70" Bleed: 2 mm / 0.08" (▨ this part will be cut off)
Plate Size:	130 x 90 mm / 5.12 x 3.54"
Safety margin:	4 mm / 0.16" (this part can be cut off)
Punch holes diameter:	Ø 5,5 mm / 0.22"


Please be aware that you need to create 2 layouts, as the front and the back side are inverted.


Please make sure that you have read all notes regarding margins and bleed as for the bib on page 5 and in the general section.

Please also read the text on page 3.

Flyers (all sizes)

[↓ Template](#)




	Size:	Total size:	Bleed 	Safety margin:
A4	210 x 297 mm / 8.27 x 11.69"	214 x 301 mm / 8.43 x 11.85"	2 mm / 0.08"	4 mm / 0.16"
A5	148 x 210 mm / 5.83 x 8.27"	152 x 214 mm / 5.98 x 8.43"	2 mm / 0.08"	4 mm / 0.16"
A6	105 x 148 mm / 4.13 x 5.83"	107 x 150 mm / 4.21 x 5.90"	1 mm / 0.04"	4 mm / 0.16"

Please make sure that you have read all notes regarding margins and bleed as for the bib on page 5 and in the general section.

Please also read the text on page 3.

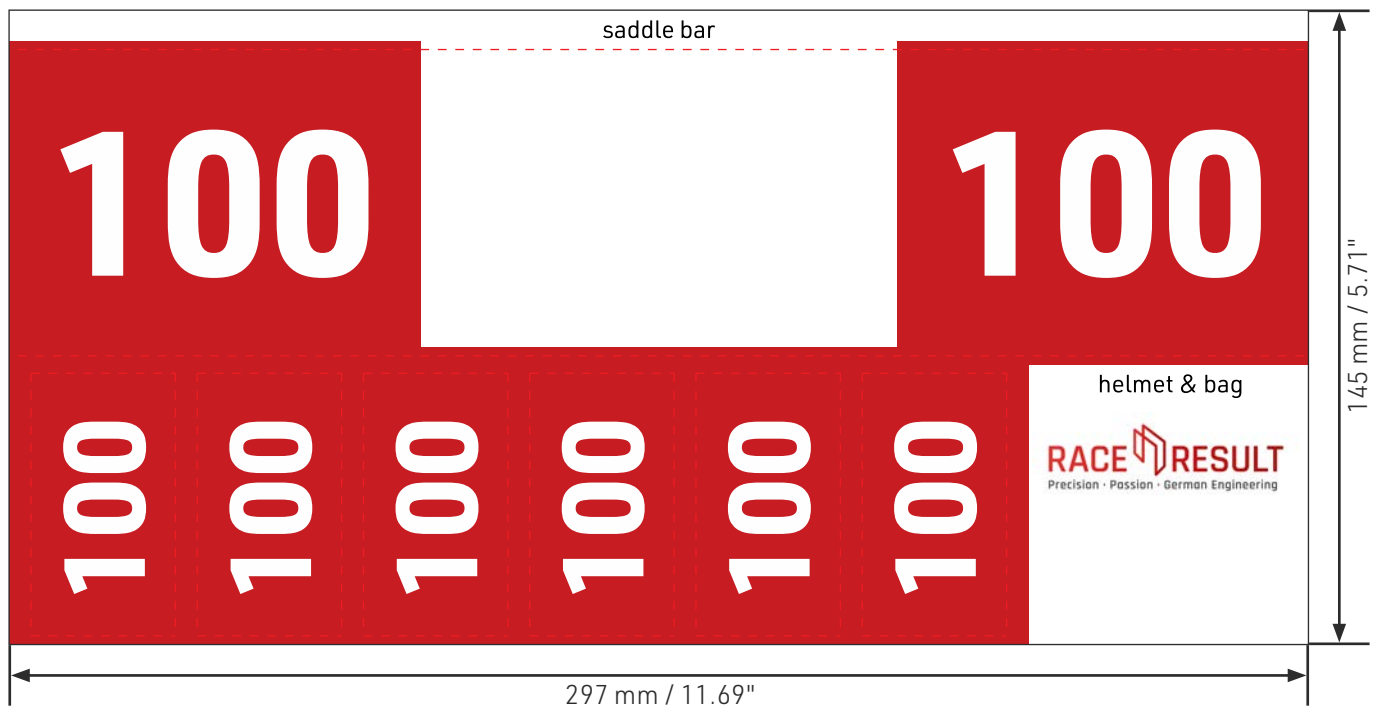
Stickers (all sizes)



Minimum total size:	64 x 34 mm / 2.52 x 1.34" Bleed: 2 mm / 0.08" ( this part will be cut off)
Minimum size:	60 x 30 mm / 2.36 x 1.18"
Safety margin:	4 mm / 0.16" (this part can be cut off)

Please make sure that you have read all notes regarding margins and bleed as for the bib on page 5 and in the general section.

Please also read the text on page 3.



Total size: 301 x 145 mm / 11.85 x 5.71"

You will find the exact dimensions of each element in the InDesign, Photoshop and Illustrator templates.

Please follow the same instructions regarding margins and bleed as for the bib on page 5:

Bleed: 2 mm / 0.08"

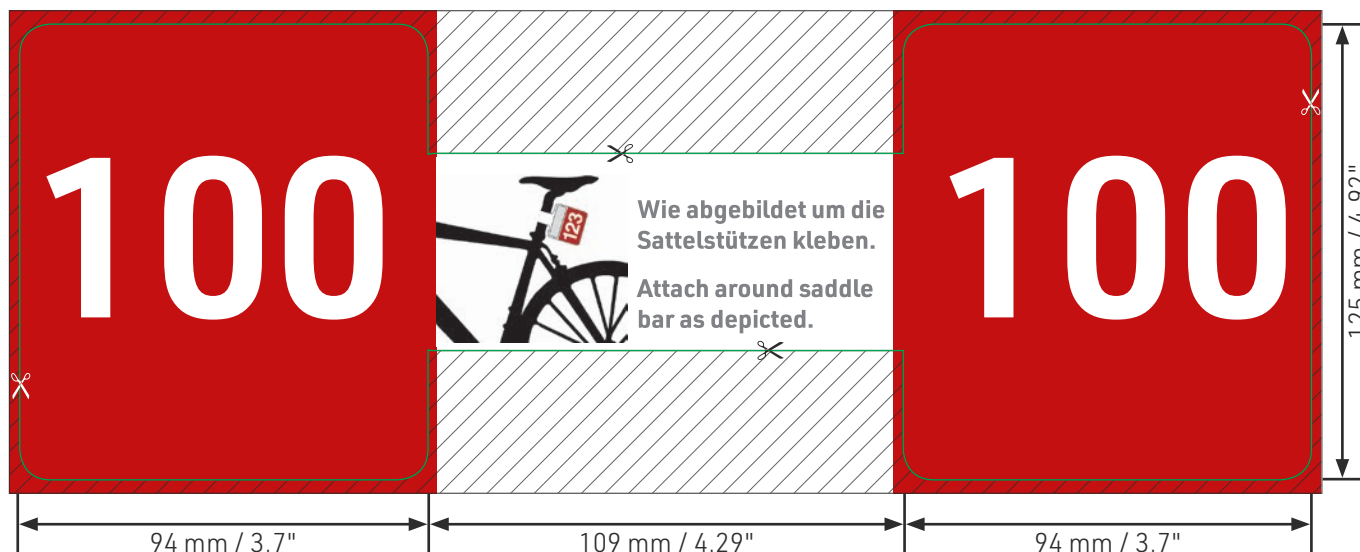
Safety margin: 4 mm / 0.16"

Please also read the text on page 3.

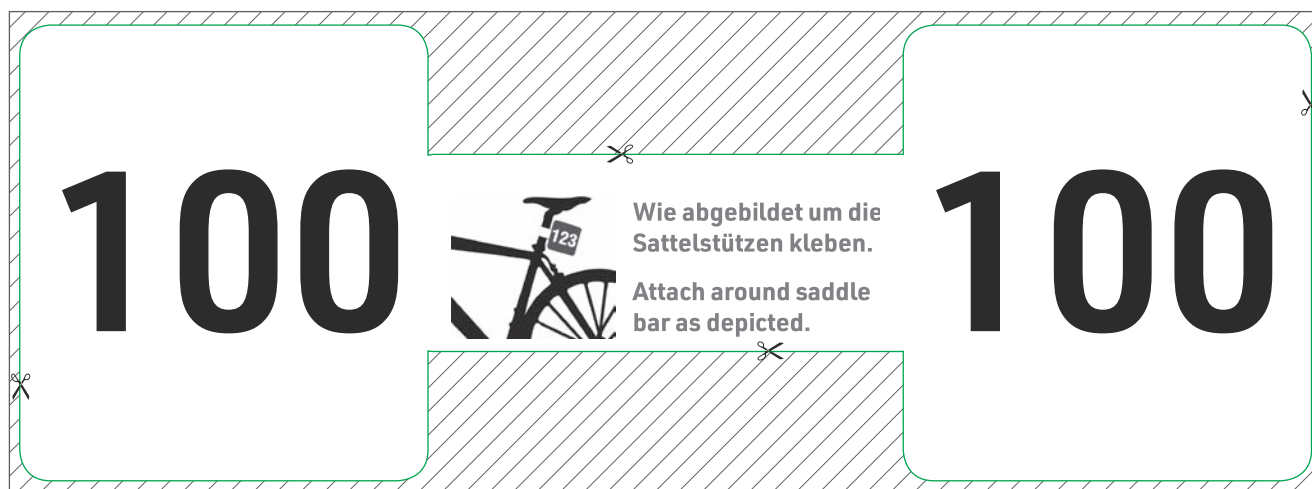
Seatpost Sticker

[↓ Template](#)

full color



b/w



Total size:

301 x 129 mm / 11.85 x 5.08"

Bleed: 2 mm / 0.08" (this part will be cut off)

Size:

297 x 125 mm / 11.69 x 4.92"

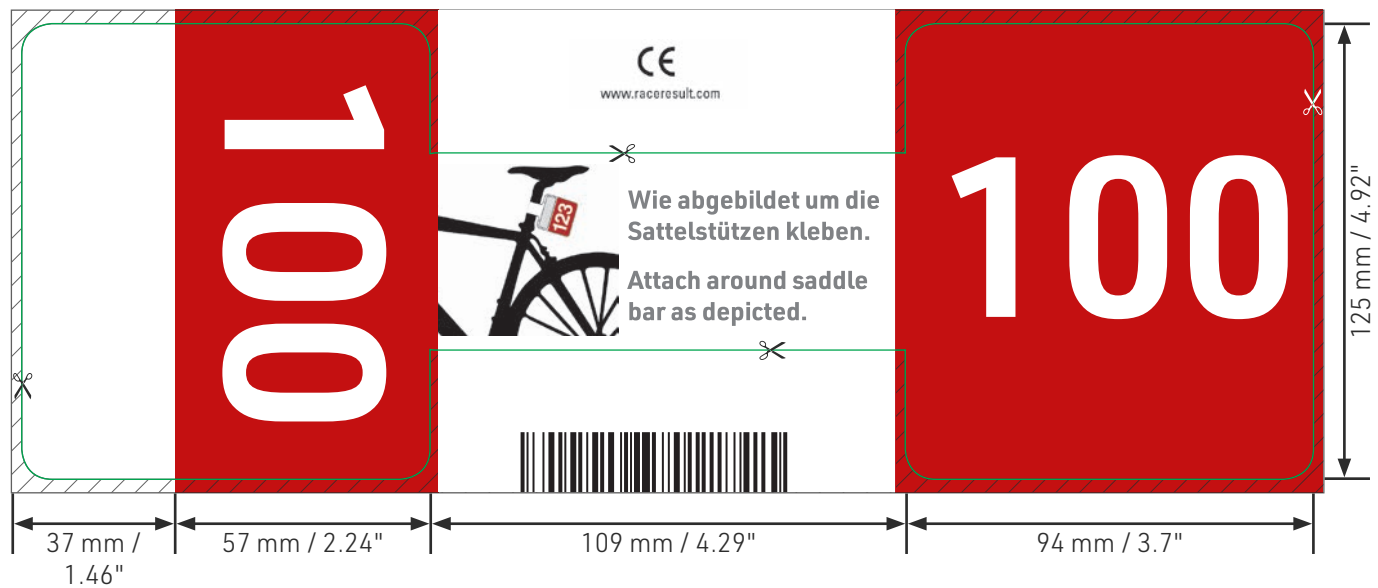
Safety margin:

4 mm / 0.16" (this part can be cut off)

Please make sure that you have read all notes regarding margins and bleed as for the bib on page 5 and in the general section.

Please also read the text on page 3.

Seatpost Sticker with Transponder [↓ Template](#)



Total size:	301 x 129 mm / 11.85 x 5.08"
	Bleed: 2 mm / 0.08" (▨ this part will be cut off)
Size:	297 x 125 mm / 11.69 x 4.92"
Safety margin:	4 mm / 0.16" (this part can be cut off)

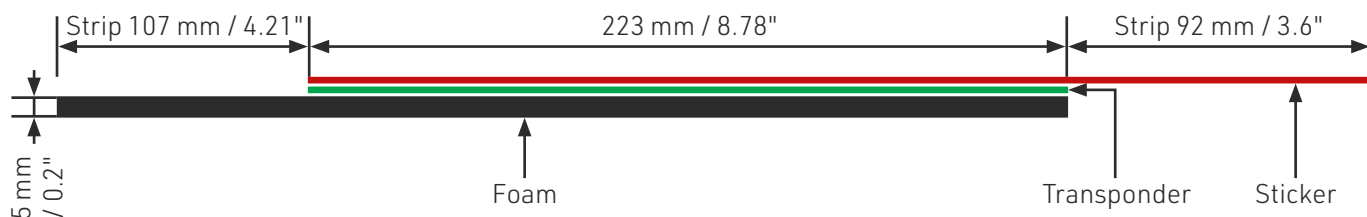
The red area can be customized.

Please make sure that you have read all notes regarding margins and bleed as for the bib on page 5 and in the general section.

Please also read the text on page 3.

RACE RESULT Triathlon-Tag

[↓ Template](#)



This red area can be customized with a logo or graphic. Make sure you leave enough space for the number.
The background may only be white or a solid color, a background image is not possible!




Total size:	232 x 42 mm / 9.13 x 1.65" Bleed: 2 mm / 0.08" bleed left, top and bottom, no cutting marks (▨▨▨▨▨ this part will be cut off)
Final size of Triathlon Tag:	422 x 38 mm / 16.61 x 1.5" inclusive foam
Safety margin:	4 mm / 0.16" (this part can be cut off)

Please also read the text on page 3.

Envelopes (C4)

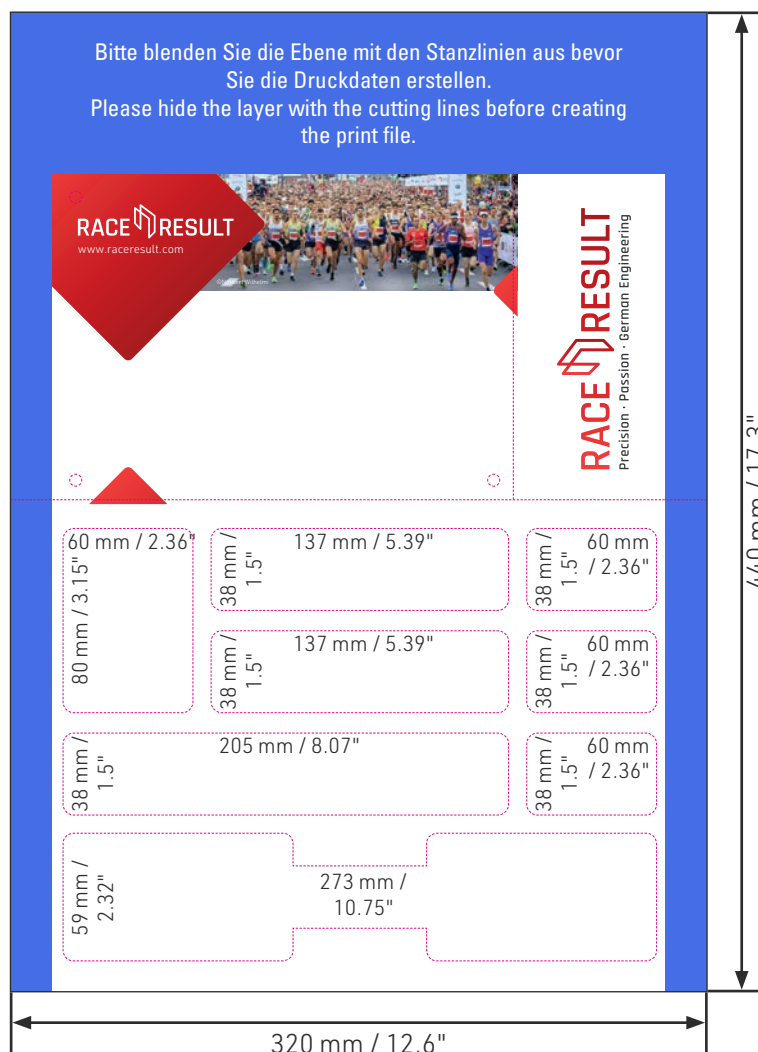
[↓ Template](#)



	Size:	Total size:	Bleed:	Safety margin:
C4	229 x 324 mm / 9 x 12.76"	210 x 297 mm / 8,27 x 11,69"	0 mm / 0"	0 mm / 0"

Envelopes can only be printed in the DIN A4 (210 x 297 mm / 8,27 x 11,69") format. Please send the file in this size. A borderless print is not possible.

Please also read the text on page 3.



Total size: 320 x 440 mm / 12.6 x 17.3"

You will find the exact dimensions of each element in the InDesign, Photoshop and Illustrator templates.

Please follow the same instructions regarding margins and bleed as for the bib on page 5:

Bleed: 2 mm / 0.08"

Safety margin: 4 mm / 0.16"

Please also read the text on page 3.

Headquarters Deutschland

race result AG

Joseph-von-Fraunhofer-Straße 11
76327 Pfinztal
Germany

Phone +49 (721) 961 409 01
shop@raceresult.com
www.raceresult.com